

ASHFIELD NORTH PCN

Willowbrook Medical Practice

Woodlands Medical Practice

Kings Medical Practice

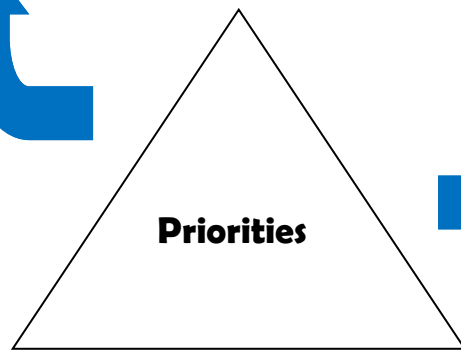
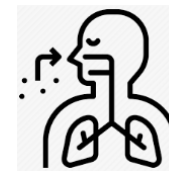
Brierley Park Medical Centre

Skegby Family Medical Centre



Ex-mining community

Addressing respiratory admissions and community care, proactive management of patients in care homes and more effective community provision in urology.



Be proactive in early

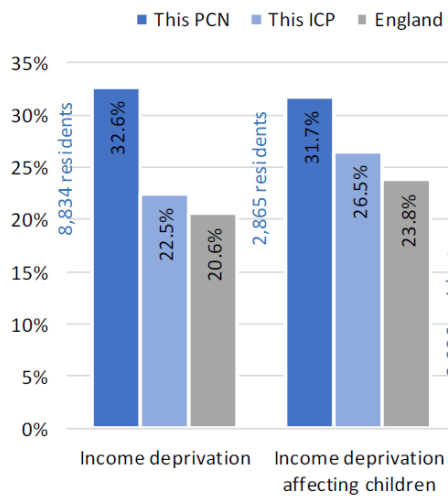
employment of staff to help with next year's aspirations.

Cheap housing attracts families with limited resources



Help make general practice more sustainable through utilising available resources to help address workload

Residents living in the most deprived quintile (percent of total)



Deprivation
 Income deprivation
 32.6% vs England 20.6%

Affecting children
 31.7% vs England 23.8%

